



Soil Amendment Products



Beneficial microbes

Volcanic ash

**Soil Amendment,
Promote Growth.**

Si

Silica

Mg


Magnesium

Ca


Calcium

“Use Pluto”

Usage for Shrub



- Put in 1 – 4 tablets, at the base of the plant hole depending on the tree size.
- Dig the hole 10 - 20 cm deep.
- Put in 1- 4 tablets per plant.
- Bury tablets not closer to the plant trunk.



Why “Pluto”?

Biological soil amendment that promote tree recovery after planting. Helps support new trees rooting. Increase the efficiency of soil balance. Absorb more water in the soil around the planting hole. Optimize soil pH condition for most favorable cultivation. Increase soil fertility. Make plants able to absorb sufficient nutrients. Plants more productive and more resistance to pathogens.

Problem encountered with an unhealthy soil:

If the soil is hard it will damage the plants and not able to uptake nutrients from the soil. Plant leaves will turn to yellow, retarded plant growth and causes plant diseases. Acidic soil destroyed beneficial microbes, instead **non-beneficial bacteria** take place such as *Phytophthora palmivora*, the soil - borne plant disease. Soil need to improved and consistently nourished for necessary and sustainable food production.

Restore good soil structure.

Maintain useful soil moisture.

Soil amendment, Promote growth, Use **PLUTO!**

Usage in accordance with the Tree age:

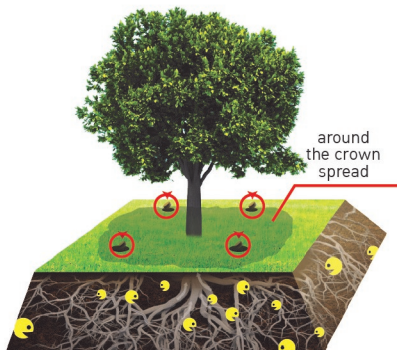
Direction for use:

- > Bury along the basal plant radius.
- > Dig a hole depending on the number of tablet to be use with 10 -20 cm deep.
- > Put Pluto BioGreen in the hole and covered with top soil and irrigate after.



Pluto BioGreen tablet size



4 Tablets (2.5 grams) = **1 Tablet** (10 grams)



Application rate

Age of plant / Tablet size	Less than 1 year old	1 year old	2 years old	3-4 years old	5-9 years old	10-14 years old	≥15 years old
 20 Tablets 50 Tablets Large size (10 grams)	1 Tablet	1 Tablet	2 Tablets	3 Tablets	4 Tablets	5 Tablets	6 Tablets
 40 Tablets 200 Tablets Small size (2.5 grams)	1- 4 Tablets	4 Tablets	8 Tablets	12 Tablets	16 Tablets	20 Tablets	24 Tablets

Note: In the case of an unhealthy plant, increase in application rate is recommended.

: Repeat application every 1-3 month to help enhance soil fertility.

: Using higher dose than the recommended amount is not harmful to plant.

Soil Amendment, Promote growth, Use **PLUTO!**

Pluto BioGreen Usage

Repeat application every 1-3 month to help enhance better soil performance.

Before planting All type of Fruit trees, Flower and Ornamental plants

Direction for use	Application rate		How to use
	2.5 grams	10 grams	
Hole base before planting	1-4 tablets	1 tablet	After preparing the planting hole or planting pot. Put Pluto BioGreen into the base of the planting hole. Repeat application regularly every 1-3 months.

After planting All type of Fruit trees (Durian, Longan, Mangosteen, ect.) and Oil Palm tree, Rubber tree

Usage according to plant age	Application rate		How to use
	2.5 grams	10 grams	
1 year old	4 tablets	1 tablet	Use "Pluto BioGreen" size 2.5 grams or size 10 grams. Bury 1 tablet or more per hole "according to the specified utilization ratio" between the trunk and crown spread, depth 10-20 cm in the soil and should be used continuously every 1-3 months. (Number of pits "Pluto BioGreen" can be considered as appropriate) In case of trees older than the specified schedule, every 5 years, add as follow : 1. "Pluto BioGreen" size 10 gram, Add another tablet for every 5 years. (Such as 20 years old tree 7 tablets , 25 years old tree 8 tablets) 2. "Pluto BioGreen" size 2.5 gram, Add another tablet for every 5 years. (Such as 20 years old tree 28 tablets , 25 years old tree 32 tablets)
2 years old	8 tablets	2 tablets	
3-4 years old	12 tablets	3 tablets	
5-9 years old	16 tablets	4 tablets	
10-14 years old	20 tablets	5 tablets	
More 15 years old	24 tablets	6 tablets	

Strawberry, Kitchen vegetable and Cactus

Application rate	How to use
0.5 gram tablet	
1-2 tablets	Use Pluto BioGreen on the soil and or in the plant pot and irrigate after. Continue application regularly every 1-3 month.

Recommendation:

1. Soil amendment "**Pluto BioGreen**" is not a fertilizer. It should be used in combination of both with fertilizer for complete effectiveness.
2. Avoid using together with other type of antifungal chemicals, except metalaxyl, carbendazim, phosgene-aluminum which is compatible for use.
3. "**Pluto BioGreen**" products work well in the moist soil.

FACEBOOK



Pluto Products

LINE@



@Plutoproducts

Manufactured & Distributed by:

First Organic Farm Co., Ltd.

24 Soi Prasertmanukit 7, Prasertmanukit Rd,

Chorakae Bua, Ladprao, Bangkok 10230 THAILAND

Telephone: 0 2570 5669

E-mail: admin@plutoproducts.net

www.whitecranebiotec.com

In Philippine Contact:

Lito Madrigal:

09493145811, 09959279030

Cheng Cheong:

09178008056